

City of Mineola
Investment Report
May, 2020

Current Period

	Portfolio Balance	APY	Interest Earned
Cash and Money Market Accounts	\$ 5,194,558.81	0.56%	\$ 2,939.69
TexPool	\$ 4,002,032.08	0.75%	\$ 2,032.08
	\$ 9,196,590.89		\$ 4,971.77

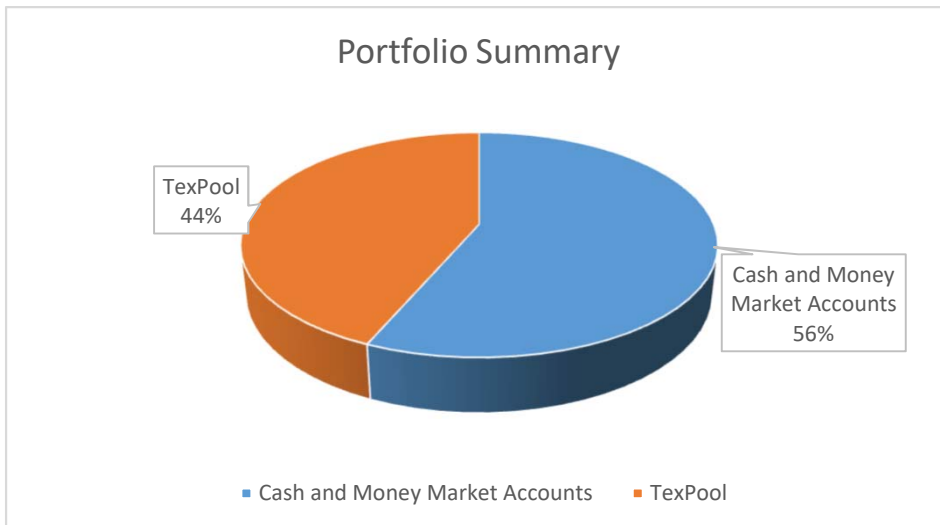
Prior Period

	Portfolio Balance	APY	Interest Earned	Change
Cash and Money Market Accounts	\$ 9,141,062.40	0.57%	\$ 4,273.57	\$ (3,946,503.59)
TexPool	\$ -	0.00%	\$ -	\$ 4,002,032.08
	\$ 9,141,062.40		\$ 4,273.57	\$ 55,528.49

This Period Last Year

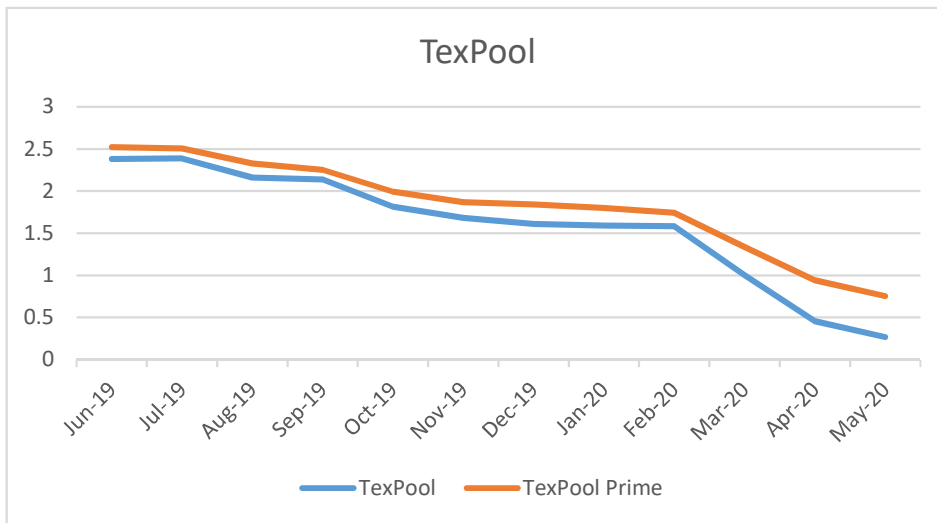
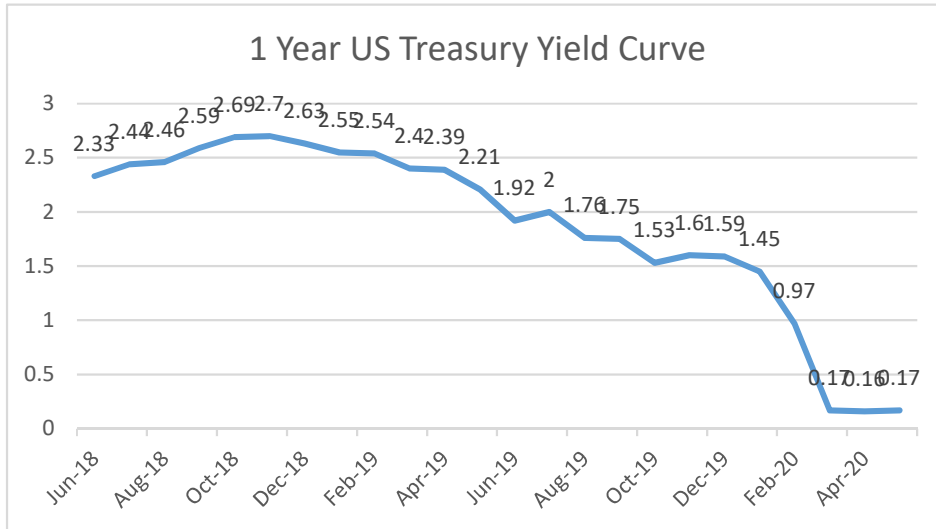
	Portfolio Balance	APY	Interest Earned	Change
Cash and Money Market Accounts	\$ 9,200,022.20	2.83%	\$ 21,671.28	\$ (4,005,463.39)
TexPool	\$ -	0.00%	\$ -	\$ 4,002,032.08
	\$ 9,200,022.20		\$ 21,671.28	\$ (3,431.31)

Interest Earned YTD: \$ 84,749.08
Interest Earned YTD 2019: \$ 169,578.22



City of Mineola
Investment Report
May, 2020

Interest Rate History



The above investment was made in accordance with the City of Mineola Investment Policy.

Cindy Karch
Finance Director

6/10/2020
Date

Mercy Rushing
City Manager

6/10/2020
Date